
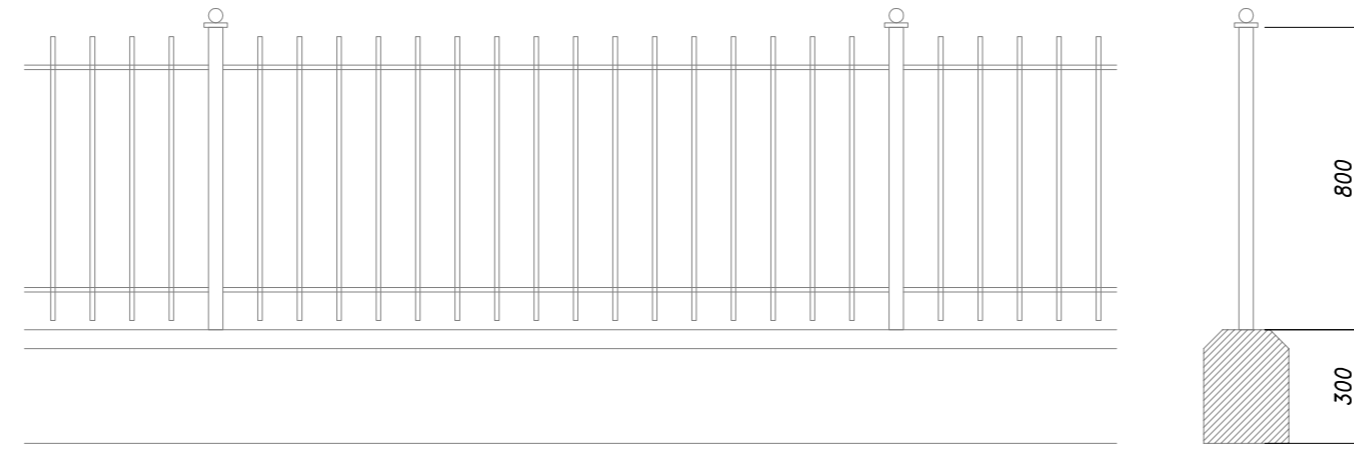


NOTES

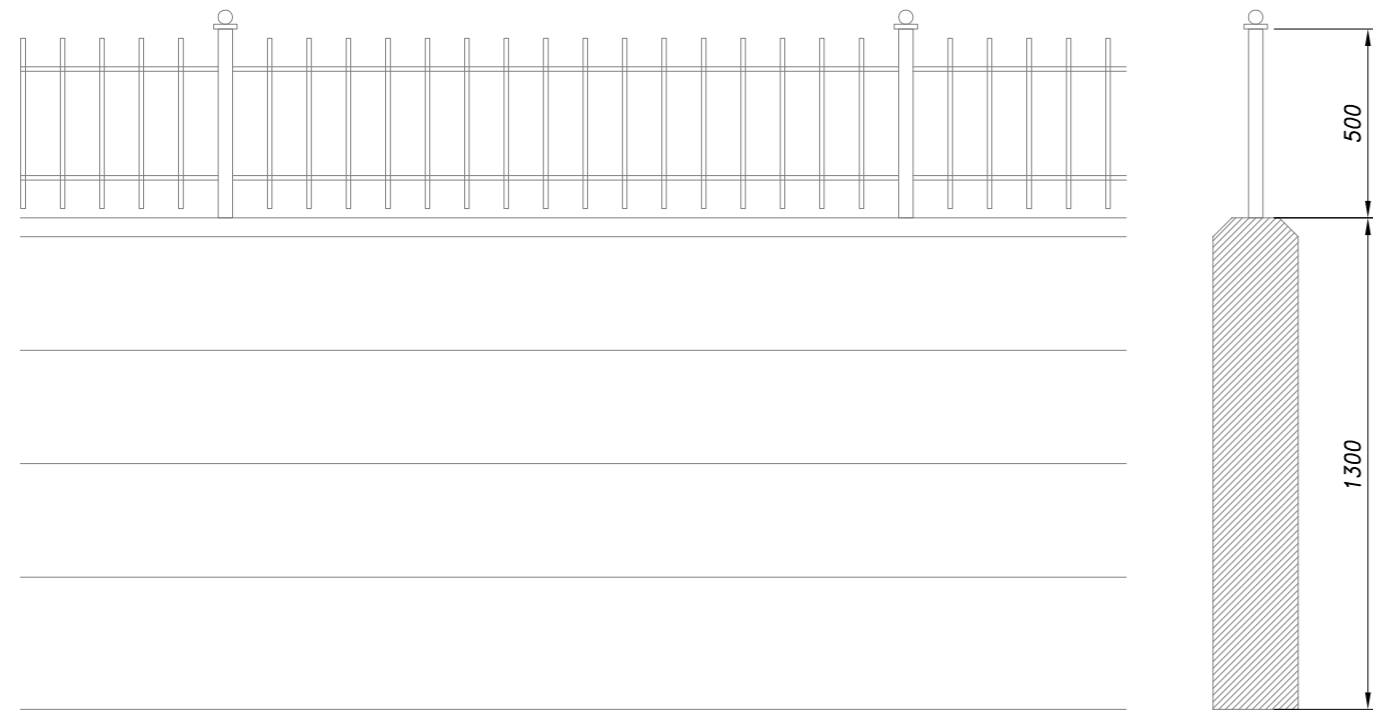
1. Do not scale from this drawing. If in doubt ask.
2. Contractor to check all dimensions on site prior to the commencement of works and report any discrepancies to the Architect immediately.
3. To be read in conjunction with all other drawings, bills and specification documents.
4. Cross refer to structural engineers design for all structural information.




1100mm Boundary Metal Fence



1100mm Wall/ Metal Fence at Bike & Bin Pavilions



1800mm Wall/ Metal Fence at Townhouse Pend & Plot 90 Mews



1800mm Timber Close Boarded Fence

rev.	date	description
A	06/12	Planning Update
Revision		
 13 Newton Place Glasgow G3 7PR		
Project		CLOUSTON STREET
Drawing		Boundary Treatment Details
Scale	Package	Date
1:20@A3	Planning Issue	11.10.12
Development		Job No
		0059
Drawing Number		Revision
AL (0) 13		A
Status		
Planning		